


Diaphragm Pumps Engineered for Excellence



FB6 Double Pump Series

Pump Type: Bypass, Demand

Flow: Up to 10 GPM

Pressure: Up to 100 PSI

Valves: Santoprene

Diaphragm: Santoprene

Ports: 3/4" QA or 1/2" FNPT

Power: 12V, 24V, 120 VAC

Weight: 12 lbs

Packaging: Bulk Box, Retail Box

Shipping: 4 per carton, single

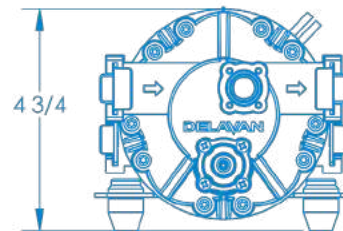
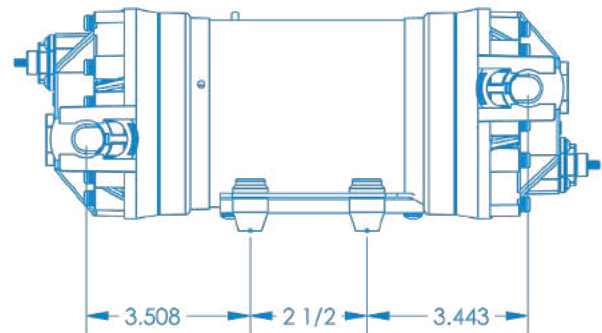
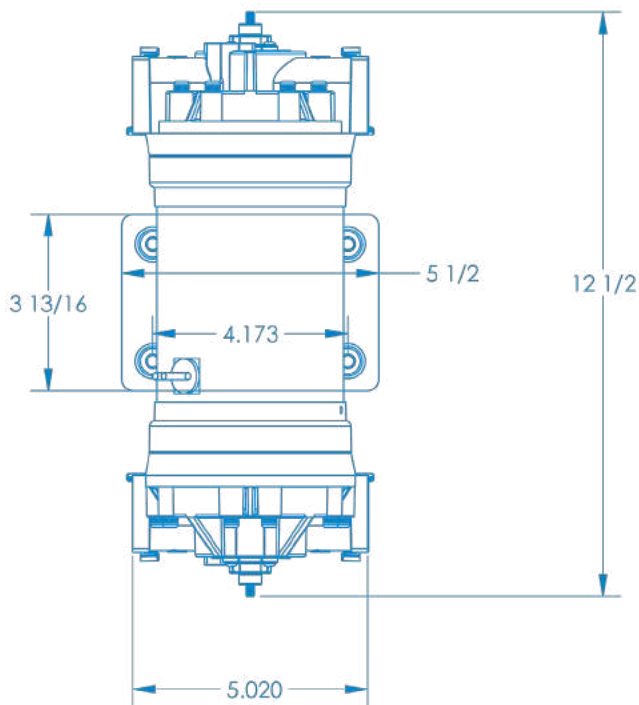
- Double Sided Design Engineered for Extreme Flow and up to 3x Longer Life
- High Torque Motor for Industry Leading Flow at Pressure
- Heavy Duty Reinforced Diaphragm Extends Pump Life in Demanding Applications
- 100% Factory Tested
- Self-Priming



Performance Specifications

FB6 10 GPM Bypass

PSI	GPM	AMPS
0	10.4	16.14
10	9.6	19.28
20	9	22.26
30	8.3	25.44
40	7.6	27.87
50	6.8	29.76
60	6.2	32.13
70	5.3	34.56



Engineered for Excellence

"We are committed to succeeding in today's increasingly challenging marketplace by responding to each varied and dynamic individual customer requirement with an exclusive and custom tailored solution."